



NS7 INNSBRUCK

KONFIGURACJA DRZWI THERMO PRIME 75




NS5B HANOVER 5 B



STRONA WEWNĘTRZNA

OKUCIA

KLAMKA-KLAMKA




THERMO
PRIME

SOFIA



BERGEN



THERMO PREMIUM
OPTIMA 60

BERGEN



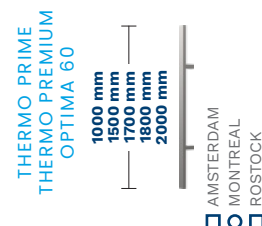
OPTIMA 60

BLOK



BERGEN

POCHWYT-KLAMKA*



THERMO PRIME
THERMO PREMIUM
OPTIMA 60

1000 mm
1500 mm
1700 mm
1800 mm
2000 mm

AMSTERDAM
MONTREAL
ROSTOCK

KOLORY OKUĆ

ANODA PLATYNA

ANODA SREBRNA

ANODA CZARNA

KOLORY DRZWI

JASNY WENGE



FEJ

BIAŁY




FSB

STALOWO-SZARY



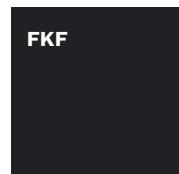
FKZ

ANTRACYT




FKG

CIEMNY ANTRACYT



FKF

CZARNY



FKC

DWUKOLOROWE*



WEWNĘTRZNY

ZEWNĘTRZNY

* DOPŁATA